Year 6 - Dividing a Fraction by a Whole Number — Lesson Guide

Step 1

$\frac{1}{6} \div 2 =$ ☐

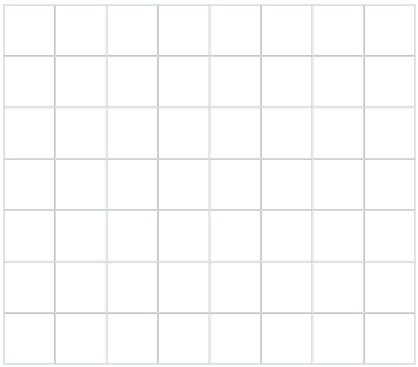

First, we circle the division sign so we know to divide.

Step 2

$\frac{1}{6} \div \frac{2}{1} =$ ☐

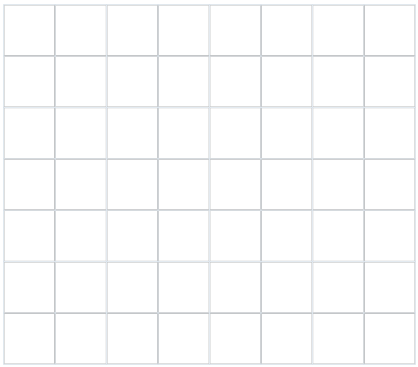

Write the divisor, 2, as 2/1. The denominator 1 means we are counting in wholes. Read 2/1 as 2 wholes. Its value is still 2.

Step 3

$\frac{1}{6} \div \frac{2}{1} =$ ☐

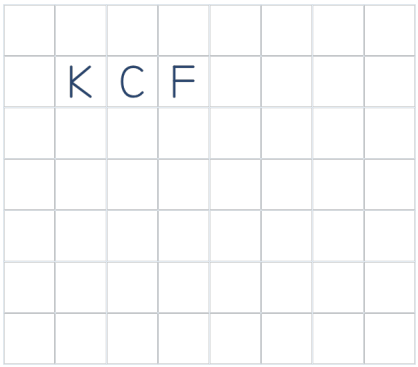

We write K, C and F across the first row. K means keep, C means change and F means flip.

Step 4

$\frac{1}{6} \div \frac{2}{1} =$ ☐

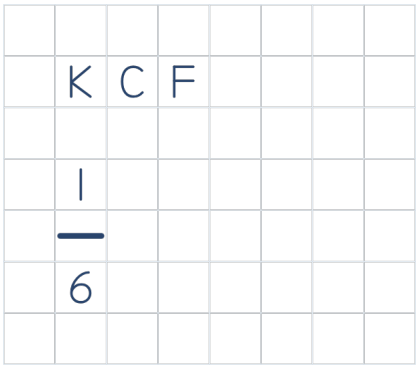

First, we keep the first fraction. We write 1/6 below K.

Step 5

$\frac{1}{6} \div \frac{2}{1} =$ ☐

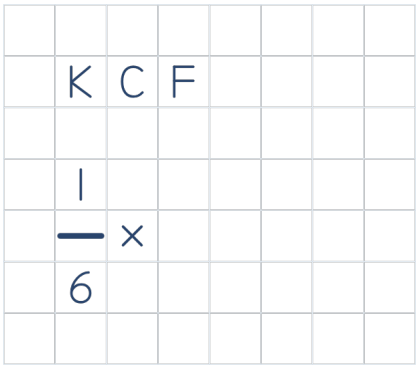

Next, we change the division sign to a multiplication sign. We write the multiplication sign below C.

Step 6

$\frac{1}{6} \div \frac{2}{1} =$ ☐

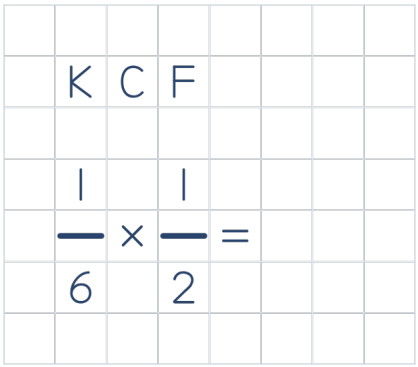

Remember: Flip the divisor only. Keep the first fraction the same.

Then, we flip 2/1 to make 1/2. Multiplying by 1/2 finds one of 2 equal shares, which is the same as dividing by 2. We write the new fraction below F, then an equals sign.

Step 7

$\frac{1}{6} \div \frac{2}{1} =$ ☐

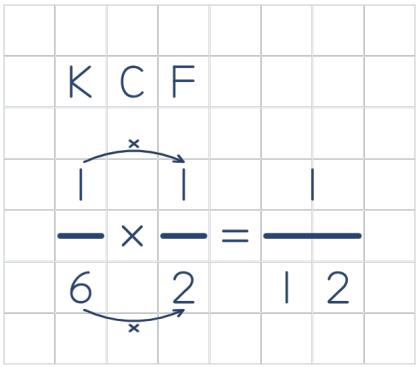

The top arrow links the numerators, 1 and 1. Multiply them and write 1 above the fraction line. The bottom arrow links the denominators, 6 and 2. Multiply them and write 12 below the line. Read the result as 1 twelfth.

Step 8

$\frac{1}{6} \div \frac{2}{1} = \frac{1}{12}$

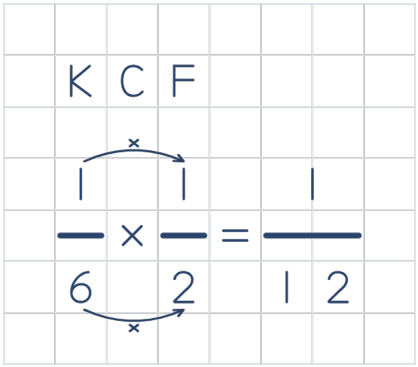

The quotient is 1/12. Copy 1/12 into the answer box. Make sure you copy the answer correctly.